

FLAT TOP DECK CARGO BARGE (BALLASTABLE)



FLAT TOP DECK CARGO BARGE (BALLASTABLE)

PRINCIPAL PARTICULARS

YEAR BUILT	2007
CLASS	Bureau Veritas
CLASS NOTATION	A1 Barge; UNRESTRICTED NAVIGATION
LENGTH OVERALL	86.258 m
BREADTH MOULDED	27.432 m
DEPTH MOULDED	6.096 m
DRAFT (MOULDED)	5.029 m
DEADWEIGHT	
GRT / NRT	3,709 T / 1,113 T
DECK STRENGTH	15 T/m ²
TRANSVERSE BULKHEAD	Eight (8)
LONGITUDINAL BULKHEAD	Two (2)

DECK EQUIPMENT

ANCHOR WINCH	1 x Hydraulic Winch
ANCHOR	Stockless Anchor, 2100kg
SMIT BRACKETS	3x Forward
STANCHIONS	NA
NAVIGATION LIGHTS	3 x solar powered. Colreg type
MOORING BOLLARDS	4 x deck type mooring bollards at Port 4 x deck type mooring bollards at Aft
RECOVERY WINCH	1 x Hydraulic Winch at Forward
A-FRAME	1 x at Forward
OTHERS	Sidewall Cemented Deck Tire Fenders





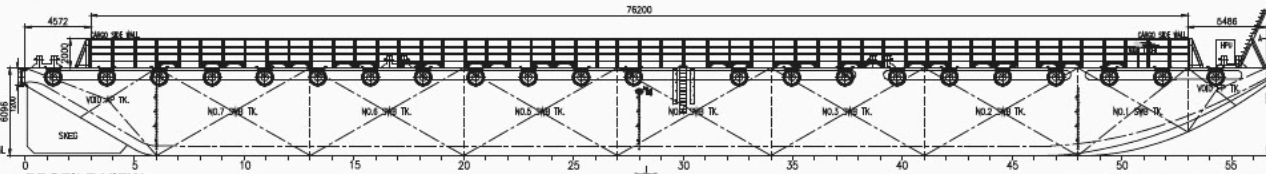
GENERAL ARRANGEMENT PLAN

PRINCIPAL PARTICULARS

LENGTH OVERALL - 86.258 M. (283'-00")
 BREADTH MLD. - 27.432 M. (90'-00")
 DEPTH MLD. - 6.096 M. (20'-00")
 DRAFT MLD. - 5.029 M. (16'-06")
 DECK LOAD - 15.000 TON/M2
 CLASS NOTATION: ABS + TANK BARGE

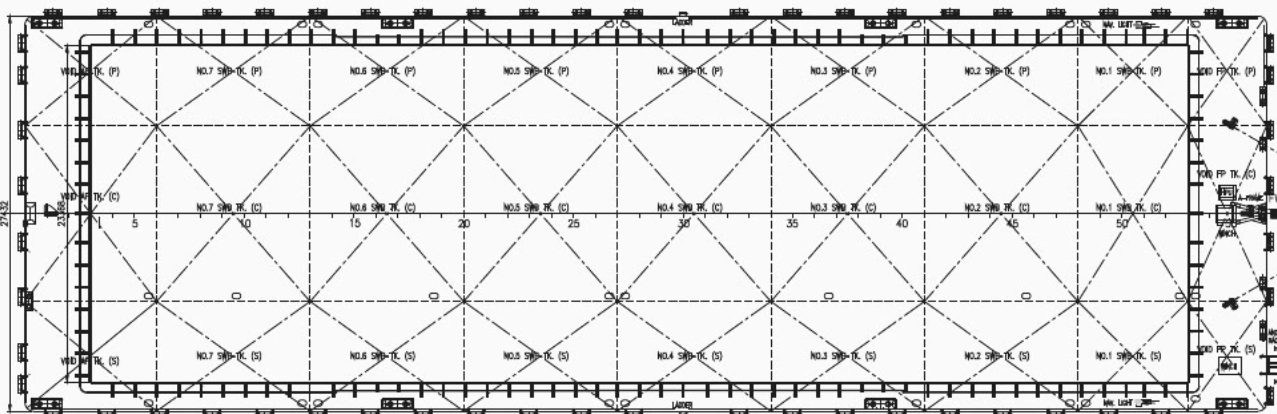
← AFT

FWD →

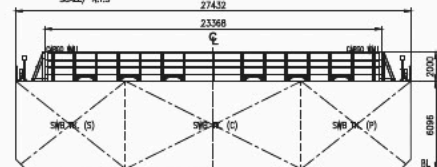


PROFILE VIEW
STRO SIDE SHOWN SCALE/ N.T.S.

FRAME SPACING 1524 MM ALL THROUGHOUT



MAIN DECK PLAN
SCALE/ N.T.S.



TRANSVERSE SECTION
LONG. FWD / N.T.S.

NOTE:
1. ALL DIMENSIONS ARE IN MM UNLESS INDICATED OTHERWISE.

The Document Contains Confidential Purchaser Review & Comments sheet

NO.	DATE	DESCRIPTION	BY	CHECKED	APPROVED	SCALE (AS SHOWN)	DATE
4	25-06-19	AS-FITTED	JSI	RS	CT	-	
3	25-06-19	UPDATED DRAWING WITH MODIFIED OIL-CARGO SIDE WALL	JSI	RS	CT	-	
2	25-06-19	UPDATED DRAWING WITH REMOVED STRUCTURE	JSI	RS	CE	-	
1	25-06-19	UPDATED DRAWING	JSI	RS	CE	-	
0	25-06-19	ISSUED FOR RECORD & REFERENCE ONLY	NM	FE	FE	-	

CONTRACT NO.	
CONTRACT TITLE	GENERAL ARRANGEMENT PLAN
DATE	25-06-19
SCALE (AS SHOWN)	
DATE	
REV.	1
REV.	1
REV.	4