

2007 | FLAT TOP DECK CARGO BARGE



# FLAT TOP DECK

# CARGO BARGE

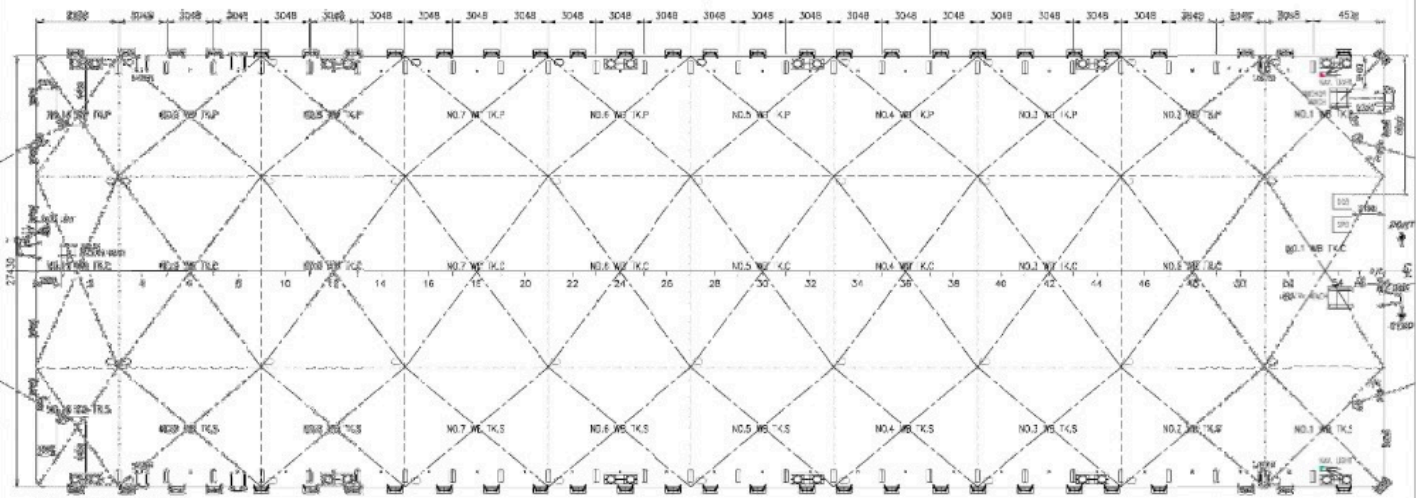
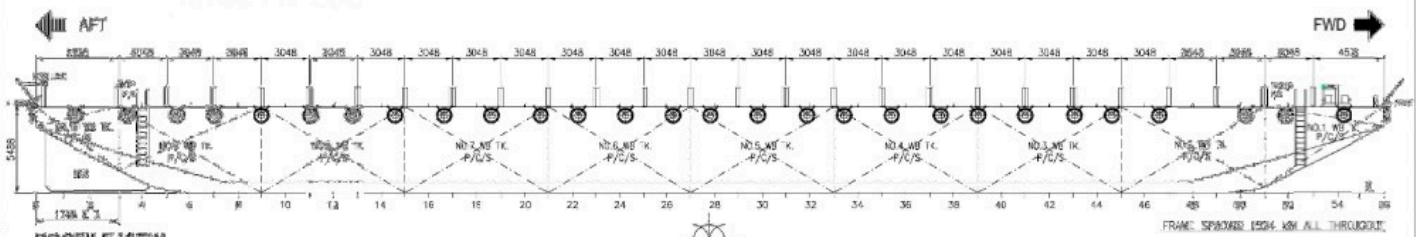
## PRINCIPAL PARTICULARS

Year Built	2007
Classification Society	Bureau Veritas
Class Notation	☒Hull Barge, UNRESTRICTED NAVIGATION
Length Overall	86.00 m
Breadth	27.432 m
Depth	5.486 m
Draft Loaded Deadweight	4.374 m (above baseline)
GRT	7,693.21 T
NRT	3,292 <i>TI</i>
Deck Strength Transverse	987 T
Bulkhead Longitudinal	15 T / m <sup>2</sup>
Bulkhead	Nine (9) Two (2)

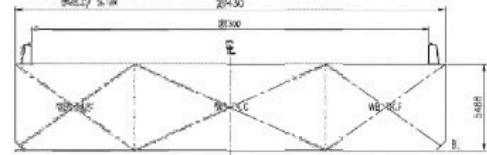
## DECK EQUIPMENT

Anchor winch	1 x manual anchor winch (Diesel driven)
Anchor SMIT Brackets	1 x 2,100 Kg stockless bower anchor 3 x SMIT towing brackets - P&S, FWD and AFT
Stanchions	26 stanchions on each side
Navigation Lights	1 set Solar type; P&S at FWD and AFT 4
Mooring Bollards	sets double mooring bollards each side (deck)

# GENERAL ARRANGEMENT PLAN



## TRANSVERSE SECTION



### PRINCIPAL PARTICULARS

- LENGTH OVERALL - 35.976 M. (282'-00")
- BREADTH MLD. - 27.430 M. ( 90'-00")
- DEPTH MLD. - 5.488 M. ( 18'-00")
- DRAFT MLD. - 4.573 M. ( 15'-00")
- DECK LOAD - 15.000 TON/M2
- CLASS NOTATION: BV, I HULL + PONTOON UNRESTRICTED NAVIGATION

NO.	DATE	DESCRIPTION	BY	CHKD.	APP'D.	REVISION
3	03-01-21	UPDATED LOCATION OF BOW & STEER RECOVERY SLING	JP	RS	CT	
4	04-01-20-AS	- FITTED	JM	RS	CT	
5	01-08-19	UPDATED DRAWING AS PER CORRECT TANK NAME & NUMBER	JM	RS	SS	
6	19-12-17	UPDATED DRAWING AS PER ADDITIONAL LOADING	JM	RS	CT	
7	15-06-15	UPDATED DRAWING	JM	RS	CT	
8	07-06-08	ISSUED FOR REFERENCE ONLY	JM	RS	CT	

DESIGNED BY	CHKD.	APP'D.	REV.	DATE	BY	DATE	BY	DATE	BY	DATE

DESIGNED BY	CHKD.	APP'D.	REV.	DATE	BY	DATE	BY	DATE	BY	DATE

GENERAL ARRANGEMENT PLAN

SCALE: 1:1000

DATE: 15/06/2015

NO. 1