

FAST UTILITY CRAFT/ CREWBOAT



Specifications

FAST UTILITY CRAFT / CREWBOAT

PRINCIPAL PARTICULARS

Year Built	2007
Place Built	Dubai, UAE
Length Overall	41.00 m
Length BP	37.33 m
Breadth Moulded	7.30 m
Depth Moulded	3.50 m
Draft (Max)	1.75 m
Freeboard (SLL)	1756 mm
Class	DNV
Notation	A1, Offshore Service Vessel R4
GRT / NRT	242.00 T / 72.00 T
Deadweight	131.73 T

DECK PARTICULARS

Total Clear Deck Area	100.00 m ²
Deck Carrying Load	45.00 T
Deck Strength	2.0 MT/m ²

PERFORMANCE

Maximum Speed	20 knots @ 20 T DWT
Economic Speed	18 knots @ 20 T DWT

TANK CAPACITIES

Fuel Oil	60.00 m ³
Fresh Water	40.00 m ³
Bilge	0.73 m ³
Ballast Water	3.76 m ³
Drill Water	Nil

PROPULSION SYSTEM

Main Engines	3 x Cummins, KTA-38M2, 1350 HP @ 1950 RPM
Auxiliary Engines	2 x Cummins, 6BT5.9 DM, 92 kW @ 1800 RPM 115/220V/3Ph/60Hz
Bow Thruster	2 x Bow Thrusters 90HP Thrustmaster Cummins 6 CT8.3-D(M) 188 HP @ 1800 RPM
Propellers	3 x Fixed Pitch Propeller
Steering Gear System	2 x Duplex Electro Hydraulic Pump System
Rudder	2 Units

CARGO DISCHARGE CAPACITIES

Fuel Oil Pump	Nil
Fresh Water Pump	Nil
Bilge	30m ³ /hr

DECK EQUIPMENT

Anchor	1 unit
Windlass w/ Bow	

ACCOMMODATION

Passenger Seats	56
Crew	2P x 1, 1P x 2, 4P x 1, 3P x 2 = 14

EXTERNAL FIRE-FIGHTING EQUIPMENT

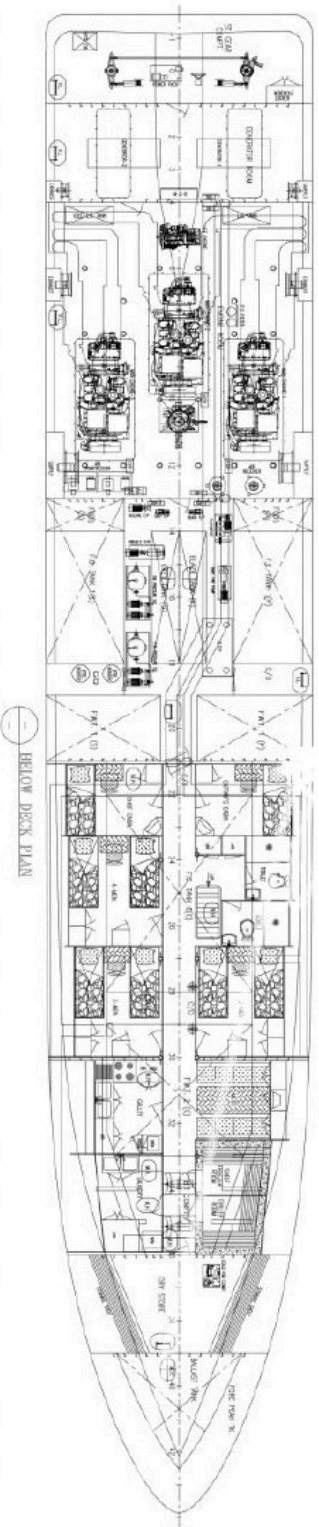
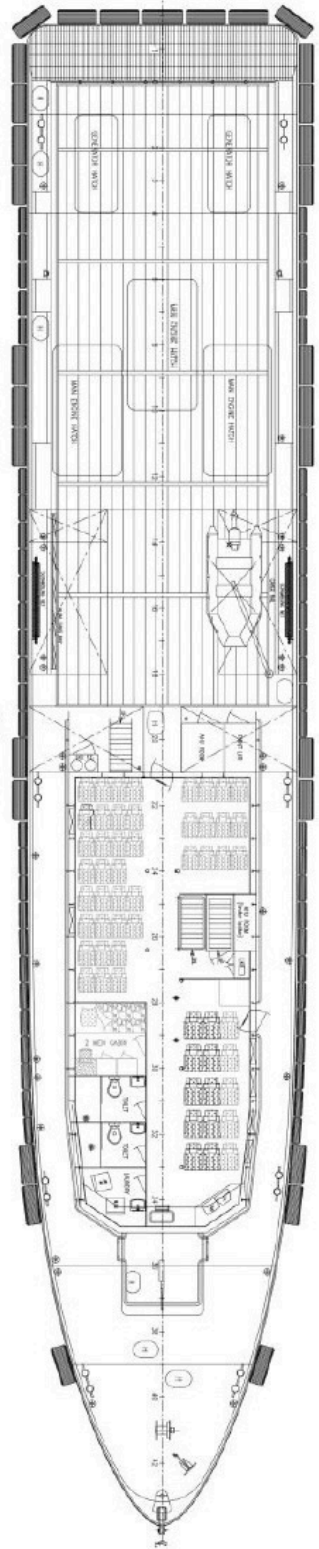
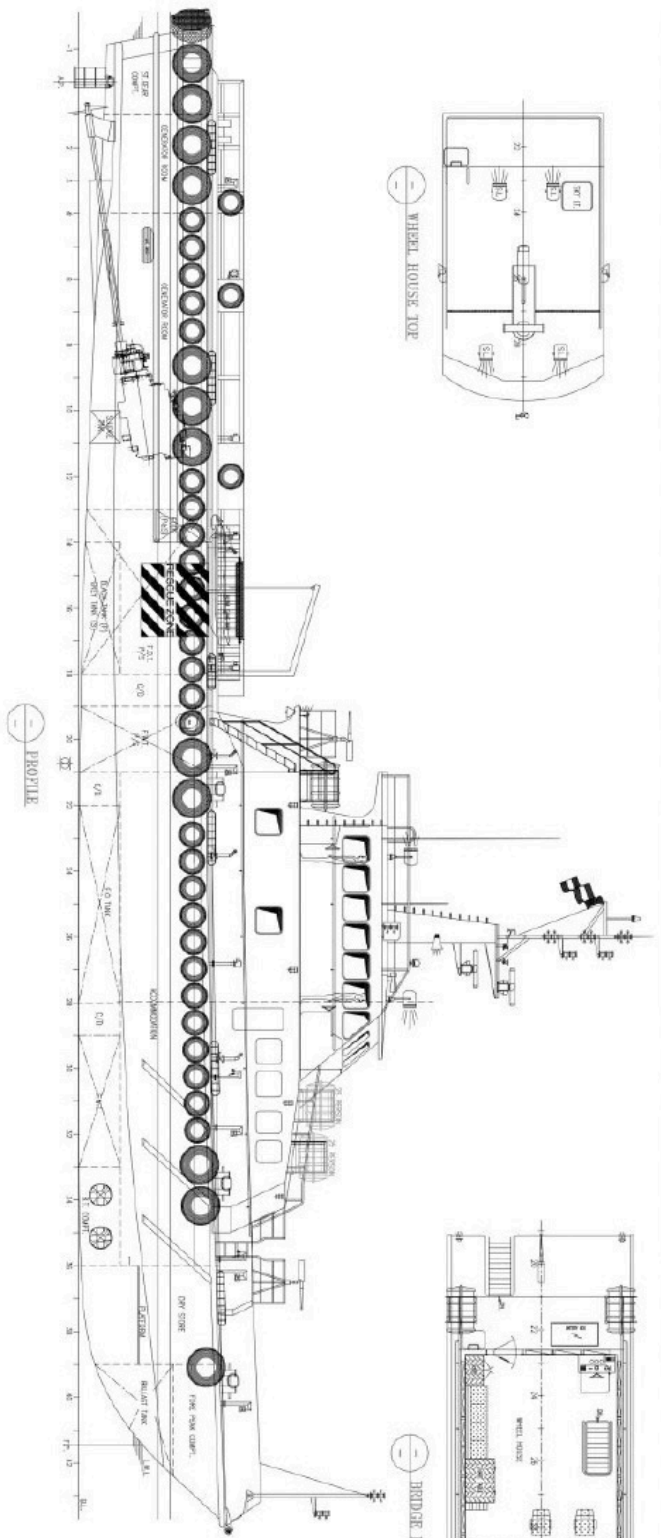
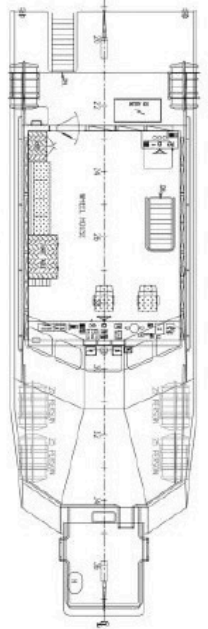
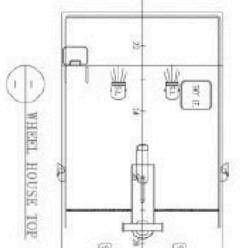
Fi-Fi Notation	Nil
Fi-Fi Monitors	Nil
Fi-Fi Pump	Nil
Oil Dispersant System	Nil

INTERNAL FIFI & ANTI POLLUTION EQUIPMENT

Emergency Fire Pump	1 x 25 m ³ / hour @ 25 mtr head
CO2 Fi-Fi System	Fixed CO2 System for Engine Room
Deck Strength	Optical, Multi-Sensor Smoke & Heat Detector

LIFE-SAVING EQUIPMENT

Life Rafts	6 x 25 men, SOLAS compliant
Rescue Boat	1 x FRC Viking 470-GPR-1.6 person



LEGEND
 ——— : ESSING
 - - - : NON REPRESENTED

PRINCIPAL PARTICULARS

LENGTH (O.A.)	: 41.00 m
BREADTH	: 7.30 m
DEPTH	: 3.50 m
DRAFT HULL	: 1.75 m
CREW	: 14
PASSENGERS	: 56

NOTE :-
 01. THIS DRAWING IS HEREBY ISSUED DURING GENERAL ARRANGEMENT PLAN DRAWING TO BE VIEWED AS BUILT REPRESENTATION

REFERENCE DRAWING
 01. GENERAL ARRANGEMENT PLAN, DWG NO. : 01/01/20
 02. HULL & SHEET PLAN, DWG NO. : 02/1/05

REMOVE TWO CHAIRS AND RE-ISSUE FOR AS BUILT	5	18	10	00 DEC 2023
DESCRIPTION	REV	DATE	CHK BY	DATE

GENERAL ARRANGEMENT

TITLE		SHIP NAME		YEAR	
GENERAL ARRANGEMENT					
DESIGNED BY	SCALE	DATE	NO.	NO.	NO.
18	1:50				
NY	1 OF 1				