

130' CREW/FSV



MAIN PARTICULARS

LENGTH OVERALL	130 ft.	40 m
LENGTH BP		
BEAM	26 ft.	8 m
DEPTH	12 ft.	
LIGHT DRAFT	7 ft.	
LOADED DRAFT	9 ft.	3 m

CAPACITIES

DRILL WATER	
POTABLE WATER	1,200 USG
FUEL	8,055 USG
DRY BULK	
BASE OIL	
DEADWEIGHT	

CARGO DECK

LENGTH
WIDTH
CLEAR AREA

TONNAGE

GRT	199 US tons
NRT	59 US tons

MACHINERY

MAIN ENGINES	(4) 12V 92 TA
BRAKE HORSEPOWER	2720
REDUCTION GEARS	(4)
GEAR RATIO	2.5:1
RUDDERS	(4)
PROPELLERS	(4)
AUXILIARY GENERATORS	(2) 30 KW / (2) 371

PERFORMANCE

MAXIMUM SPEED	24 knots
MAXIMUM FUEL CONSUMPTION	100 USG/Hr

ACCOMODATIONS

CABINS/BERTHS	4
OFFICERS	2
CREW	2
PASSENGERS	70
LOUNGE	
MESS	

ELECTRONICS & CONTROLS


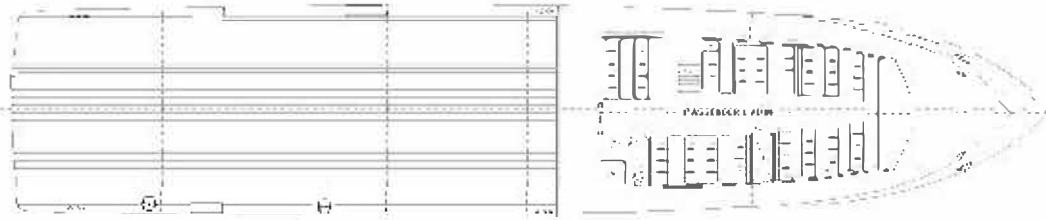

DEPTH SOUNDER	International Offshore
GMDSS	
GPS	Sitex XJ-2
RADAR(S)	(1) Furuno 1931 48 Mile, (1) RaytheoRasterscan/R71
VHF	(2) Motorola Triton II
SSB	(1) Sea 222 SSB & Neocoder
INTERNET E-MAIL	
WEATHER RADIO	XM

SPECIAL EQUIPMENT

EXTERNAL FIFI
NUMBER OF MONITORS

DOCUMENTATION

CLASS	No
FLAG	USA
SOLAS	
USCG	
YEAR BUILT	1991
BUILDER	Breaux Brothers



LENGTH	130'	WIDTH	24'	DEPTH	12'
BEAM	24'	TOTAL	130'	AREA	1560
DEPTH	12'	TOTAL	130'	AREA	1560
				TOTAL AREA	
				1560	

